

Orange County
Model A Ford Club



59 Years




Volume 60 Issue 8

August, 2020

Editor Tissy Smith-Hatcher

Dear August
Please be awesome
Please be great
Please be different



Inside this issue:

President's Message	2
Jim's Tech Tip	
Schedule for Roster Pick Up	3
Funeral for Bob Bitters	4
Board Member Contact Info	5
Is That A Crack in Your Engine Block?/ Le Barron Bonney Update	6
Sunshine & Sorrow/ For Sale	8
A Pop Up Drive?	8
Doris Day's 1930 Ford Model A Roadster Seels for 96k	9
Custom Made Tool Display Cases	10

OUR ESSENTIAL 2 US



News From the President

By Louise Hall

Greetings from the Halls. We are still at home missing all the social opportunities, and our OCMAFC friends. I know you all have the same struggles that we have, shopping, haircuts, food, internet connections, doctor appointments by phone, internet or safely in person. We do have some things that keep us sane and bring joy.

They are our family, and our grandchildren. Another is our ability to connect regularly on Zoom, with phone calls, and cards with friends. We've been lucky to connect with some old high school friends during this time, it's so fun to still have a lot in common, and can make each other laugh with our memories.

The other thing that brings us joy is our Model A's. Of course, it's Rick who works in the garage, and helps members with technical advice, but we both take rides several times a week. This gets us out and it may bring a smile to people we see.

So polish up your car, use this time to get it running well, get all the safety issues up to date, and be ready. Because as soon as we can, the club will celebrate being together again, and on the road!

Meanwhile – here's something to do. Make a plan to pick up your 2020 club roster. There is a schedule for the 2nd week in August in various locations throughout the county to accommodate you. You'll see the full schedule printed in this newsletter. The cost of mailing copies is exorbitant. And as you know our club monies are lower this year due to not having our fund raiser (pancake breakfast).

PLEASE PICK UP YOUR ROSTER! Rick and I will be in Orange on Aug. 10 at Depot Park. That's the little park next to Ruby's and the train station on West Chapman across from CW Moss. We'd love to see you there – with masks and distancing of course!

And we hope to see you on the road real soon.

Louise



Jim's Tech Tip—Installing a New Fuel Line

By Jim Cannon

When installing a new fuel line between the sediment bowl and the carburetor, you want to get the little brass ferrule locked down on the tubing about 1/8" from the end of the tubing. It is difficult to see where the ferrule is located on the tubing, though, when the end is inside the carburetor or the sediment bowl. Here's my little trick to getting it where you want it.

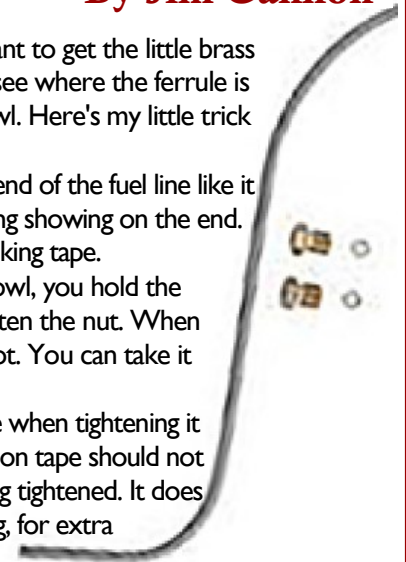
On the bench, before installing anything on the car, slip the tube nut and ferrule on the end of the fuel line like it will be installed on the car. See the photo. Place the ferrule on the tubing with 1/8" of tubing showing on the end. Gently press the nut up against the ferrule and mark that location with a little piece of masking tape.



Now when you install the tubing on the carburetor or sediment bowl, you hold the tubing in so that the tape is right at the edge of the nut while you tighten the nut. When the ferrule gets clamped down on the tubing, it will be in the right spot. You can take it apart to check.

I apply a few drops of oil to the threads of the nut and to the ferrule when tightening it all up for the first time, to help everything turn smoothly as it's being clamped in place. Teflon tape should not be needed on these tube nuts and ferrules; they are designed to seal with just the nut being tightened. It does not hurt to put a thin film on non-hardening sealant on the ferrule, though, before installing, for extra protection against weeping fuel.

I hope this helps the installation of your next fuel line easier. Have a Model A Day! Jim



SUMMERS HERE!

Time to visit with a friend (or two) and grab your ROSTER

We have arranged for different locations/dates/times for members to get together and collect their rosters.



Date	Time	Pickup Location
8/10 Mon	10a-12p	Rick & Louise Hall, Depot Park, 100 N Atchison St, Orange 92866
8/11 Tue	10a-12p	Frank Reese, near Citibank, 5677 E La Palma Ave, Anaheim 92807
8/12 Wed	2p-5p	Joe Goff, entrance of JC Penney's, 24155 Laguna Hills Mall, Laguna Hills 92653
8/13 Thu	1p-3p	Kaci Terens, at Accruate Bookkeeping, 17632 Irvine Blvd, #150, Tustin 92780
8/13 Thu	2p-4p	*Jerry & Diane Gaughen, 2961 Saint Albans Dr, Los Alamitos 90720
8/14 Fri	10a-12p	Sheila Plotkin, 9371 Portsmouth Dr, Huntington Beach 92646
All Week	2p-5p	Tissy Smith, at Cooksey Law, 535 Anton Blvd, 10th Fl, Costa Mesa, 92626 (parking validated)
<i>* The Gaughens are offering fresh fish to members</i>		

Orange County Chapter
Model A Ford Club
of America



Funeral Service for Bob Bitters

Info Provided by Vicky Bartlett

Bob Bitters' service will be held graveside on Friday, August 14th at 3:00 pm. at Rose Hills Memorial Park, located at 3888 Workman Mill Rd, Whittier, CA. Because of the Covid-19 pandemic, the entire service will be held outside observing physical distancing and attendees must wear face masks.

For more details, like directions for driving to Rose Hills and locating the site of the service, you can find information on the website. www.rosehills.com Just do a search for his name. Also there is a link for writing messages to the family and sharing memories of our dear friend, Bob. It is always good to go to the Main Gate and ask directions for finding the site. I'm always impressed with the easy directions which a driver is given. However, I bet that when you are near enough to spot them, our Model A's will indicate where you need to be.

Bob's family has asked members of Diamond Tread and Whittier Chapters to bring their Model A's if possible. Bob's son Jack says that his dad would have liked that.

For more details, like directions for driving to Rose Hills and locating the site of the service, you can find

(Again, cards may be sent to the Bitters Family at 13635 Barlin Ave., Downey CA 90242)



2020 BOARD MEMBERS

President – Louise Hall
 714-282-0499/rickandlouise@socal.rr.com
VP/Activities – Joe Goff/949-636-3879/
 josecool35@cox.net assisted by Kaci
 Terens
Secretary – Norm Kredit
 714-635-3335/leorakredit@yahoo.com
Treasurer – Marilyn Singer Hawkins
 714-730-4026/jmsinger@pacbell.net
Technical – Darwin Kibby
 310-938-6872/dkibby714@att.net
Editor – Tissy Smith-Hatcher
 714-546-8554/tissysmith1@gmail.com
Immediate Past President – Jim Runyon
 714-527-1829/jamesrunyon@aol.com

COMMITTEES


ACCC Representative – David Knapp
Breakfast Committee – Terry Collings
Club Greeter – Doris Marshall
Election Chairperson – Joe Goff
Historian & Librarian – Steve Pavich
Merchandise Director – Diane Gaughen
Pancake Breakfast Setup & Coordination –
 Frank Reese, Don Ratzlaff and Richard Bolls
Raffle – Ed Cote
Refreshments – Carolyn Ratzlaff and
 Dianne Runyon
Regional Representative, SCRG -
 Carolyn Ratzlaff
Sunshine & Sorrow – Bob Hawkins

**We have removed all
 Committee members'
 emails and phone
 numbers in order to
 ensure their privacy.
 Members can find this
 info in your roster.**



Coming Soon **MAFCA Information**

*In the next few weeks you will be receiving your
 2021 Membership Renewal and the election ballot,
 so keep an eye out for them. Please return them as
 soon as you are able. Your club appreciates it.*



Henry Said:

*"Don't find fault, find a remedy;
 anybody can complain."*

The tour will officially open on Sunday June 20 with an evening welcome kick-off event and conclude on Thursday evening June 24 with a farewell closing event. Most attendees will start their return journey home on Friday, June 25. Early Bird Newsletter sign up is available by sending an email to:
 whitemountainadventure2021@gmail.com



2021 MAFCA National Tour

Is That a Crack in Your Engine Block? Or Do You Just Have a Blown Head Gasket?

**By: Darwin Kibby
Technical Director**

Ever have the experience of checking your oil and notice a milkshake-like color? Or have you opened up the radiator cap and noticed bubbles coming up but your car's not overheating, or maybe an exhaust/fuel smell from the radiator as you watch the bubbles boil from under the baffle? Chances are you may have a crack in the block. But how do you tell for sure? I've had both of these situations happen in the last couple of years. I didn't want to contaminate my new radiator core with more bars leaks. I finally bit the bullet and purchased an engine leak testing kit from Snyder's. It comes complete with a metal plate and a rubber gasket that bolts down to the block, and an adjustable air valve to control the air pressure. You just put on your preferred air connection fitting and you are good to go.

You start by removing the head and cleaning the deck of the engine block. The test plate has to make a good seal to be effective. Remove the water inlet fitting from the side of the block and connect the air regulator with the supplied plate.

Bolt on the test plate to the block deck, rubber side down, careful not to over torque and distort the rubber. What you will be doing when you attach the air hose is pressurizing the water passages in the block with 40-50 psi of air. Using a small brush and soapy water start wetting down the suspect areas of the block. Areas around the valves and between the cylinders, near exhaust ports. You may have noticed rusty areas near these points. Those would be a good places to look. Also check areas of the water jacket outside the block. If you see bubbles, you've found a crack.

When I hooked the air up to my assembly I was a little surprised at the annoying hiss of air coming from the block. My first thought was, "OMG the engine is ruined!" Nope, just needed to tighten down the test plate a bit. The seal has to be tight all the way around.

Once the test plate was tightened down, I reconnected the air hose. Aaaand nothing. Pretty anti-climactic. No air leaks, no bubbles anywhere. Well that's a good sign. Much to my relief there didn't seem to be any cracks in the engine block. At least none that I could detect using the tester.

So how is the water getting in the oil, and where is the air coming from that bubbles into the radiator? The only explanation left is the head, and head gasket. I didn't notice anything remarkable about the head gasket when I removed it. No tell-tale signs of failure or deformation. Well that leaves only the head. Is the head warped or cracked? I'll have to check it with a straight edge. Well, not a problem. I just happen to have a spare. After reinstalling the new head with a new head gasket, I'm happy to report I've been motoring around with no problem. No more milkshake oil and no air bubbles from the radiator. I have yet to really investigate the head I removed, but a quick inspection didn't turn up any visible cracks.

If you are confident there are no cracks in the head, you can have it milled flat so it has a perfect mating surface to the block. Also keep in mind, any imperfections in the head or the block deck can be points of failure for the head gasket to seal.

The block leak test kit was a huge help in ruling out a more catastrophic end and was worth the time and money. Keep 'em running and enjoy the drive.

Le Barron Bonney Update

By Rick Hall

Many of you know LeBarron Bonney as a staple in the Model "A" hobby for providing high quality parts, materials, upholstery and top kits. The company declared bankruptcy and went out of business over a year ago, leaving a large hole in the restoration supply chain. However, a report in the May 21, 2020 issue of Old Cars Magazine stated that "the entire upholstery inventory was legally transferred to Eckler Industries Inc. effective Dec. 19, 2019."


Ecklers is a large catalogue auto parts company that provides a wide range of Chevrolet parts, and owns MAC's Antique Auto Parts, providing Model "T", Model "A" and V-8 Ford parts. Ecklers can be reached at 800-284-3906 or email at custsvs@ecklers.net.

We hope this is good news for the Model "A" hobby!

2020

At some point, we've got to just see the humor in it

Calendar of Events



GET ON BOARD

We are still looking for people to volunteer for positions on the OCMAFC board. Joe Goff is waiting for your call.

Are you interested in receiving the roster as a PDF? Just let Tissy Smith-Hatcher know and it will be on its way!



Available Positions

**ORANGE COUNTY
MODEL A CLUB
ELECTIONS**

**President
Treasurer
Secretary**

Please let Joe Goff know if you are interested in any of these positions

Sunshine & Sorrow

By Bob Hawkins



Called **Ellie Pease** in South Carolina; she is regaining her strength and happy to be home. However, Ellie is scheduled for a colonoscopy first part of August.

Sent **Carol Persons** a card as she just got out of the hospital for ongoing health issues. And our own **Louise Hall** had minor surgery in her nasal passages in July.

Gary Chambers is on the mend and much stronger after a bout of respiratory problems. In fact, he and Marilyn were in Prescott, AZ last month when I called. They are checking out houses for sale.

Jim Runyon fell out of bed early in the morning and hit his head mid-June. Had to have stitches near his eyebrow at Urgent Care. One never knows what happens in the bedroom. Sent Jim a comical card get well card.

May you always have love to share, health to spare, and friends that care.



FOR SALE: 1930 Murray 155-C 4 Door Sedan for sale. Green with black, mohair upholstery and woodgrain dash and window coverings. Good touring car, which I have owned for 35 years. Drove to Las Vegas several times when I was a member of the Pomona Valley Model A Club, prior to my joining the Orange County

Club. Price reduced to \$9,750/negotiable. Richard Riggs (714) 889-9919



FOR SALE: Model-A door and head. \$150.00. Contact Steve Pavich at 714-322-7561

Doris Day's 1930 Ford Model A Roadster sells for \$96k

By Jeff Peek
April 6, 2020

Nearly one year after Doris Day's death, her fans made sure she'll never be forgotten, gobbling up items owned by the Hollywood legend, singer, and animal rights activist. In a weekend estate auction hosted by Julien's, fans of "America's Sweetheart" placed online bids for more than 1100 items from her residence in Carmel-by-the-Sea, California, known as "Overlook."

Day died of complications from pneumonia on May 13, 2019. Day would have celebrated her 98th birthday on April 3.

Julien's said that the auction generated more than \$3 million, far exceeding presale estimates of \$300,000–\$600,000. All proceeds benefit the Doris Day Animal Foundation (www.ddaf.org).



rumble seat, mounted spare tire, wire wheels, and four-wheel mechanical drum brakes. The odometer reads 35,142 miles.



Topping the list of items sold was Day's [1930 Ford Model A](#), which she owned for more than 35 years and was frequently seen driving around Carmel. The rumble-seat roadster, which Day nicknamed "Buttercup," sold for \$96,000, more than nine times its estimate of \$10,000.

The car was a gift from a fan and Day had it restored in the early 1980s. It is powered by a 40-horsepower L-head 200.5-cubic-inch four-cylinder engine, mated to an unsynchronized three-speed manual transmission. Among the Model A's features are dual running boards, front and rear bumper guards, side and review mirrors,



Included is Day's personalized license plate "I Bixby," a reference to her nickname, "Clara Bixby," given to her by good friend Billy De Wolfe decades before. It also has written starting and shut-off instructions taped to the dash.

Editor's Note: An interesting side note, our newest member, Janet Walker-Polito, is the current proud owner of Doris Day's Model A.

<https://www.hagerty.com/media/auctions/doris-days-1930-ford-model-a-roadster-sells-for-96k/>



Custom Made Tool Display Cases
 Price is \$275 & includes the quilted slip cover

By Jamey E

email is Jameye85@yahoo.com

<https://www.vintagefordforum.com/store>



NEW MEMBERS
CHANGES
CORRECTIONS

Walker-Polito, Janet & Robert Polito, 305 Regatta Way, Seal Beach, CA 92740; Ph 714-448-2014, Email: janetwalkerlive@gmail.com; Joined 2020 1930 Model A Roadster
This car was formerly owned by actress Doris Day

OUR CALENDAR MAY RETURN IN SEPTEMBER

Nothing goes on forever;
if one can only
remember that.

COVID-19



18th Annual All Ford Car Show and Swap Meet

Saturday September 12, 2020

Car Show • 9 am-3 pm | Swap Meet • 7 am

AWARDS • RAFFLE PRIZES • 50/50 • LIVE MUSIC
Non-Food Vendors Welcome!

Benefits Allan Hancock College Industrial Technology Scholarships



ALLAN HANCOCK COLLEGE

2020 Check-Buying Feature Only at Seal Beach

Old Town Orcutt at the Orcutt Union Plaza
201 S. Broadway, Orcutt, CA 93455

Contact Jay McCord (805) 598-8133 • Curt Warner (805) 478-1231

ENTRY APPLICATIONS AVAILABLE AT: www.santamariamodelaclub.com

This is still on calendar, but if you plan to attend, please confirm.

ORANGE COUNTY
MODEL A FORD
CLUB

Post Office Box 10595
Santa Ana, CA 92711

E-mail: info@ocmafc.org

Next General Meeting

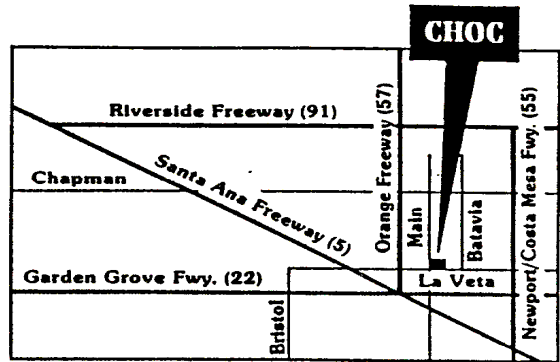
7:30 PM

[Second Thursday of every month]

Next Meeting Some Day Soon


CHOC Hospital Complex

1201 W La Veta, Clinic Bldg | 2nd Floor,
Orange, CA 92868



From Main Street, turn east on to Providence Ave. and immediately on your right, enter the structure and park on the second level. Meetings are held in Building 2 in the Wade Education Center-2nd Floor. Access meeting room through the double door entry off the 2nd Floor parking structure

We are on the Web!
www.ocmafc.org



Return Address:
Post Office Box 10595
Santa Ana, CA 92711

To:

Empty rounded rectangular box for recipient address.

First Class Mail

Stay Safe!